



Universal AC Input Harmonic Correction AC-DC 6U Pentad Output 1000 Watts VPX Switching Power Supplies HAV1000 Series



Features

- VITA 62 Compliant 6U 8HP or 10HP
- VPX Power Supply
- Wide Operating Temperature Range Of -40°C to +85 °C
- Internal Or-Ing Diodes for N+1 Redundancy
- Active Current Sharing
- EMI meet EN 55032 / Class A
- PMBus Interface for Status & Control
- Using 125°C Long Life Solid Capacitors



Specification

Input

Input Voltage	Typical 90-264VAC
Input Frequency	47-63Hz
Input Current	7.3A at 115VAC 5.2A at 230VAC
Inrush Current	37.2A(peak) at 230VAC 10Arms at 230VAC
Power Factor	Typical 0.975 at 230VAC
Input Connector	Tyco 6450843-6
Earth Leakage Current	Typical 1.1mA at 230VAC
No-load Power	Typical 11.8Watt at 115/230VAC

Output

Output Connector	Tyco 6450843-6
Line Regulation	Typical 0.5%
Load Regulation	V1/V2/V3 typical $\pm 1.5\%$ V4/V5 typical $\pm 5\%$
Total Regulation	V1/V2/V3 typical $\pm 3\%$ V4/V5 typical $\pm 5\%$
Noise & Ripple	Typical 1.5% peak to peak
Remote Sense	Available at V1,V2 & V3
Adjustability	Available at V1,V2 & V3
Current Sharing	Available at V1, V2 & V3

Protection

Over Voltage	Built-in at all outputs
Over Current	Built-in
Over Load	Typical 110-150% maximum load fully protected against output
Over Temperature	Installed NTC and thermostat

Protection

Hold-up Time	6.2-7.3mS at 115VAC 2.3-2.8mS at 230VAC
---------------------	--

General

Efficiency	Typical 89% at 230VAC
Switching Frequency	67-100KHz
Dielectric Withstand	Meet IEC60950-1 regulation
Circuit Topology	ZVS Half-bridge circuit
Transient Response	Peak transient < 600 & recovers within 3mS after 25% load-change

Remote ON/OFF	Available
Power Fail Signal	Available
Power OK Signal	Available
DC OK Signal	Available
N+1 Redundancy	internal OR-ing diodes
Power Density	5.7-8.3Watts/ Cubic Inch
PMBus	Built-in
Conformal Coating	Available

Environmental

Operating Temperature	-40 °C to +85 °C with de-rating
Storage Temperature	-45°C to +90 °C
Cooling	800LFM moving air

Safety/EMC

Emissions (conducted)	EN55032 / FCC Class A
Harmonic Current	IEC61000-3-2
Safety Standard	IEC 60950-1 Class I
CE Standard	Meet Level 3 Criteria A
Vibration	Six degree-of-freedom random 10Hz-150Hz, 5G

Notes:

- (1) All measurement are at nominal input, full load and +25°C unless otherwise specifications.
- (2) Due to requests in market and advances in technology, specifications subject to change without notification.
- (3) A warm-up time 10 minutes is required after cold start at temperature from -40°C to +0°C.
- (4) Tantalum capacitors connected to system is suggested for bettering Ripple & Noise against operating temperature from -40°C to +0°C.
- (5) 125°C OS-CON Long-life Solid capacitors are installed in secondary circuits.

Output voltage & current rating chart

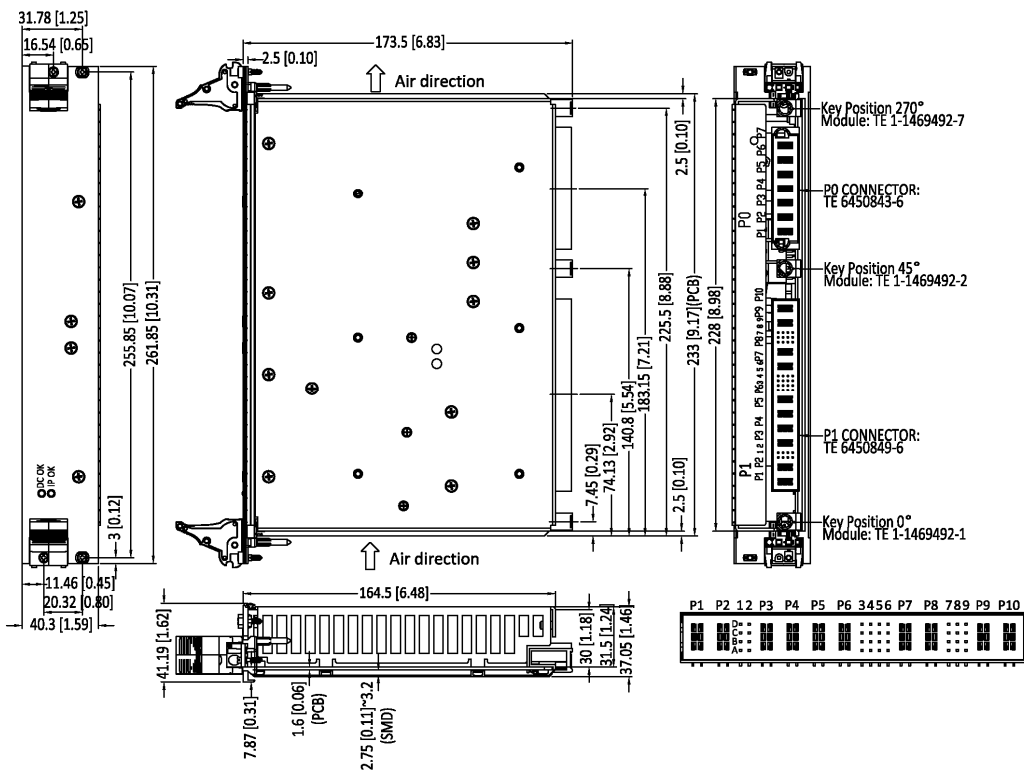
Pentad Output

Model No.	Volt.	Volt.	Min.	Typ.	Max.	Peak
HAV1000-P120EDII-8HP	V1	+12VDC	0.5A	40A/57A	70A	75A
	V2	+5VDC	0.5A	19A/27A	30A	30A
	V3	+3.3VDC	0.5A	12A/18A	25A	25A
	V4	+12VDC	0.1A	1A/1.5A	2A	2A
	V5	-12VDC	0.1A	1A/1.5A	2A	2A
HAV1000-P120EDII-10HP	V1	+12VDC	0A/1.0A	44A/63A	70A	75A
	V2	+5VDC	0A/1.0A	21A/30A	30A	30A
	V3	+3.3VDC	0A/1.0A	14A/20A	25A	25A
	V4	+12VDC	0A/0.1A	1A/1.5A	2A	2A
	V5	-12VDC	0A/0.1A	1A/1.5A	2A	2A

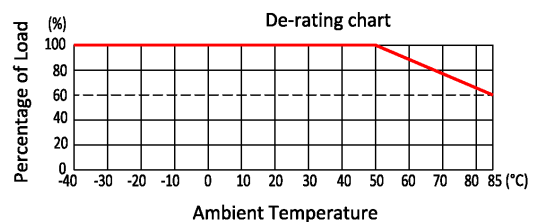
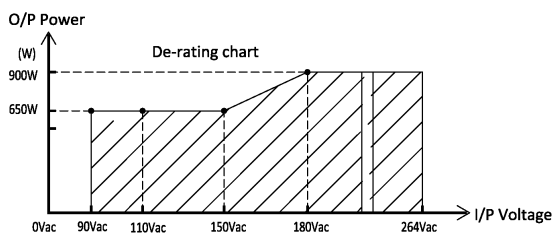
Notes: (1) For 8HP version, the Max. Output power is <=650W at 90-180VAC and 900Watt at 180-264VAC.
 (2) For 10HP version, the Max. Output power is <=703W at 90-180VAC and 1008Watt at 180-264VAC.
 (3) Minimum load is only required when PSUs do run in parallel.

Mechanical Dimensions (All dimensions are in mm[inch])

HAV1000-P120EDII-8HP

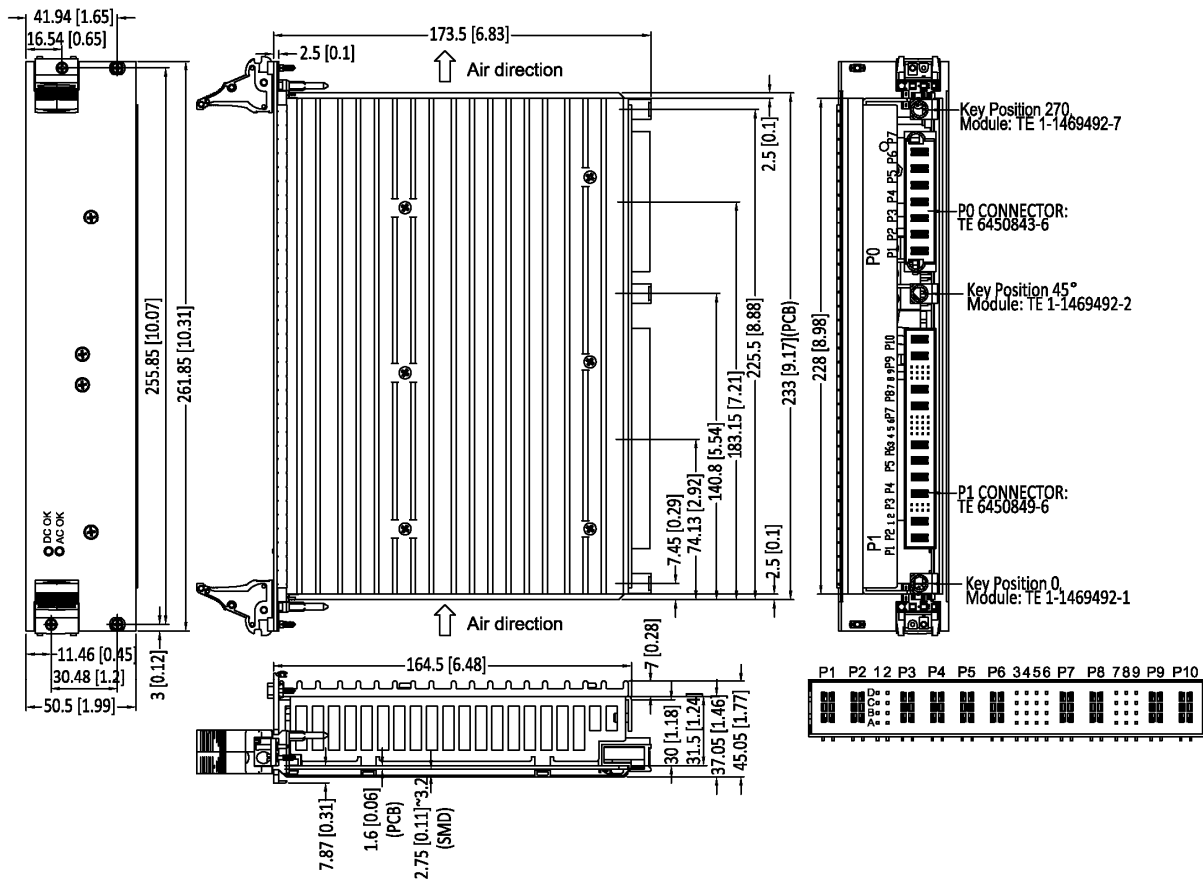


Derating Chart

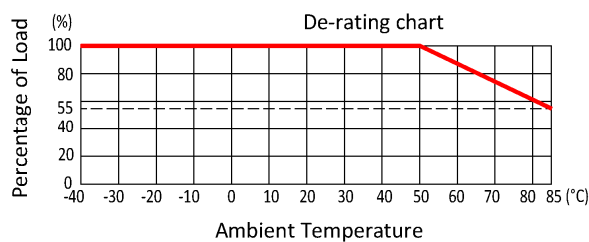
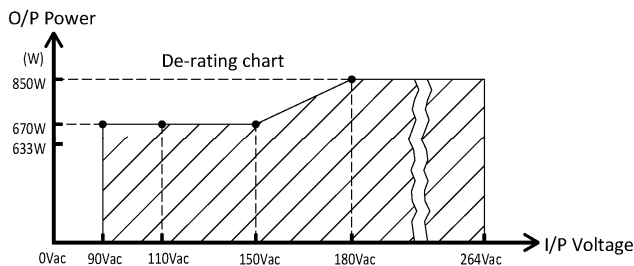


Mechanical Dimensions (All dimensions are in mm[inch])

HAV1000-P120EDII-10HP



Derating Chart



Pin assignment

P0			P1																		
P0-P7	P0-P4	P0-P1	P1	P2	D1	D2	P3	P4	P5	P6	D3	D4	D5	D6	P7	P8	D7	D8	D9	P9	P10
L	N	G	COM	VO3 3.3V Aux.	PS_RNT	EN	COM	COM	VO2 P03 +5V	VO2 P03 +5V	N/A	A0	SDA	SYS RST	COM	COM	COM	DEG.	I/P_ok	VO1 P02 +12V	VO1 P01 +12V
					C1	C2					C3	C4	C5	C6			C7	C8	C9		
					V3 +S	INH					N/A	A1	SCL	VO5 -12V			V2 CS	V2 -S	V2 +S	VO1 P02 +12V	VO1 P01 +12V
					B1	B2	COM	COM			B3	B4	B5	B6	COM	COM	B7	B8	B9		
					V3 -S	FAL					VO4 +12V	A2	SDA	N/A			N/A	N/A	N/A		
					A1	A2					A3	A4	A5	A6			A7	A8	A9		
					V3 CS	N/A					PSU_R NT	Alert	SCL	N/A			V1 CS	V1 -S	V1 +S		